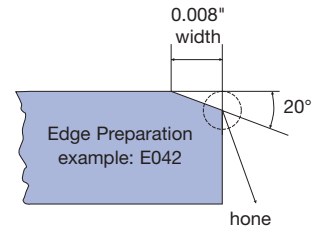
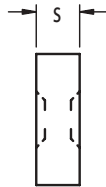
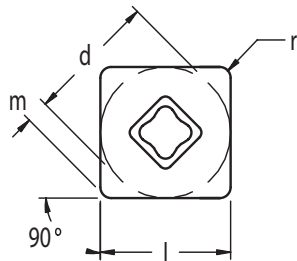


S Style Turning Inserts

SNGX



Part Number		Dimensions (inch)							Grade					
ANSI	ISO	d	l	s	r	m	m1	h	SA7402		SA8204		SA8405	
									Stock	Edge Prep	Stock	Edge Prep	Stock	Edge Prep
SNGX452	SNGX120708	0.500	0.500	0.313	0.031	0.091	-	-	-	-	◆◆	E040	-	-
SNGX453	SNGX120712	0.500	0.500	0.313	0.047	0.084	-	-	-	-	◆◆	E040	-	-
SNGX454	SNGX120716	0.500	0.500	0.313	0.063	0.077	-	-	-	-	◆◆	E040	-	-
SNGX552	SNGX150708	0.625	0.625	0.313	0.031	0.117	-	-	-	-	◆◆	E040	-	-
SNGX553	SNGX150712	0.625	0.625	0.313	0.047	0.110	-	-	-	-	◆◆	E040	-	-
SNGX554	SNGX150716	0.625	0.625	0.313	0.063	0.104	-	-	-	-	◆◆	E040	-	-

Ordering example: SNGX 554 SA8204

Star Guide Key to Recommended Inserts

Material Designations							
	P ◆ Unalloyed Steels	M ◆ Stainless Steels	K ◆ Cast Irons	S ◆ High Temp. Alloys			
	P ◆ Alloyed Steels	M ◆ PH Stainless	N ◆ Aluminium & Alloys	H ◆ Hard Materials			