

7200 VM 04_R Half Side Disc Cutters




7200 VM 04_R Assembled Disc & Cartridge

EDP #	Assembled Part Number	Dimensions (mm)							No. of Inserts	EDP#	Cartridge	Spares			
		D	L	l ₁	d ₁	d ₂	a _r max.	EDP#				EDP#	EDP#	EDP#	
016652	7200VM 04 -080R06/07	80	4,7	14	27	42	16	10	016759	72VMR06/07	015059	F2004T	018487	T6	
016653	7200VM 04 -080R07/08	80	4,7	14	27	42	16	10	016760	72VMR07/08	015059	F2004T	018487	T6	
016650	7200VM 04 -100R06/07	100	4,7	14	32	48	23	12	016759	72VMR06/07	015059	F2004T	018487	T6	
016651	7200VM 04 -100R07/08	100	4,7	14	32	48	23	12	016760	72VMR07/08	015059	F2004T	018487	T6	
016654	7200VM 04 -125R06/07	125	4,7	14	40	58	30	16	016759	72VMR06/07	015059	F2004T	018487	T6	
016655	7200VM 04 -125R07/08	125	4,7	14	40	58	30	16	016760	72VMR07/08	015059	F2004T	018487	T6	

7200 VM 04_R Cartridge Spares

EDP #	Cartridge Part Number	EDP#	EDP#	EDP#	EDP#
016759	72VMR06/07	015259	72.698T	013214	T9
016760	72VMR07/08	015259	72.698T	013214	T9




7200 VM 04_R Technical Advice

Milling Cutter Order Example: **7200VM04-125R06/07**
 Milling Insert Order Example: **MPHW0402PPTR X500**
 For complete cutting conditions refer to page: **264**



Disc Cutter & Cartridge



Depth of Cut (a_r)

IMPORTANT

For a given f_z (mm/tooth.) feed rate, **the thickness of the chip h_m** (effective feed rate per tooth) **decreases with the depth of cut a_r** . It is imperative that this parameter be taken into account when selecting the machine feed rate, calculated in accordance with the formula below:

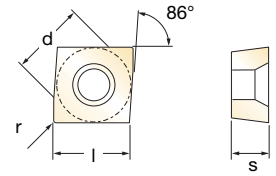
FORMULA EXAMPLE

$$h_m = \sqrt{\frac{a_r}{D}} \times f_z$$

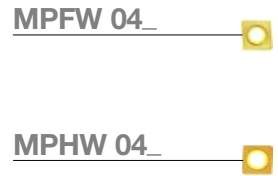
$$h_m = \sqrt{\frac{10}{200}} \times 0,5 = 0,223 \times 0,5 = 0,111 \text{ mm}$$

a_r = Depth of Cut (D.O.C.) f_z = Feed per tooth
 D = Cutter diameter h_m = Effective chip thickness

Inserts for 7200 VM 04_R



EDP#	Part Number	Grade	Application & Material			Dimensions (mm)				
			Roughing ▼	Semi-Finishing ▼▼	Finishing ▼▼▼	d	l	s	r	h _m min
024148	MPFW 04 02PPTR	GH1				4,76	4,76	2,38	Facet	0,07
017645	MPFW 04 02PPTR	SF30				4,76	4,76	2,38	Facet	0,07
015158	MPFW 04 02PPTR	SFZ	◆◆	◆◆	◆◆	4,76	4,76	2,38	Facet	0,07
017427	MPFW 04 02PPTR	X44				4,76	4,76	2,38	Facet	0,07
017666	MPHW 04 02PPTR	X500	◆	◆	◆	4,76	4,76	2,38	Facet	0,07



Recommended Cutting Conditions

Material	Speed V _C (m/min)	Feed h _m (mm)
◆ Unalloyed Steels	180 - 220	0,07 - 0,10
◆ Alloyed Steels	70 - 110	0,07 - 0,08
◆ Stainless Steels	120 - 140	0,07 - 0,10
◆ PH Stainless	-	-
◆ Cast Irons	140 - 280	0,07 - 0,08
◆ Aluminium & Alloys	-	-
◆ High Temp. Alloys	-	-
◆ Hard Steels (52-56 HRC)	-	-

h_m = average chip thickness

Star Guide Key to Recommended Tools

Material Designations								
	◆ P	◆ Unalloyed Steels	◆ M	◆ Stainless Steels	◆ K	◆ Cast Irons	◆ S	◆ High Temp. Alloys
	◆ P	◆ Alloyed Steels	◆ M	◆ PH Stainless	◆ N	◆ Aluminium & Alloys	◆ H	◆ Hard Materials